

# 2015-2016 Family Survey

<b>District:</b>	<b>Campus:</b>	
<b>Student Name:</b>	<b>Age:</b>	<b>Grade Level:</b>

Dear Parents,



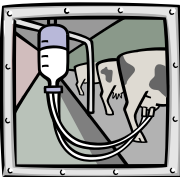





In order to better serve your children, our school district is helping the State of Texas identify students who may qualify to receive additional educational services.

**The information provided below will be kept confidential.** Please answer the following question and return this form to your child's school.

**Within the past 3 years have you moved from one city or state to another so that you or your family could work or look for work in agriculture or fishing?**

**NO** (STOP here and return survey to your child's school.)

**YES** (Please  check all that apply below and fill out the information requested at the bottom of this form.)

				
Working with fruits, vegetables, soybeans, sunflower, cotton, wheat, grain, sugar beets, agricultural farms or ranches, fields & vineyards  <input type="checkbox"/>	Working in a cannery  <input type="checkbox"/>	Working in a dairy farm  <input type="checkbox"/>	Working in a fishery  <input type="checkbox"/>	Working in a slaughter house  <input type="checkbox"/>
				
Working on a poultry farm  <input type="checkbox"/>	Working in a plant nursery, orchard, tree growing or harvesting  <input type="checkbox"/>	Other similar work, please explain: _____ _____		

<b>Please complete the following information: (Please print)</b>		<b>Best time to contact you:</b> _____	
<b>Parent/Guardian Name:</b>	<b>Home Address/Apt Name:</b>	<b>City:</b>	<b>Zip Code:</b>
<b>Telephone Number:</b>	<b>Mailing Address:</b>	<b>City:</b>	<b>Zip Code:</b>
Home: _____			
Cellular/Work: _____			

**For School Use Only:** School Personnel, please follow district guidelines regarding survey. Program Contacts, please fax surveys with a "YES" response to Region 10 ESC at (972) 348-1413.