

To find your child's performance level on the EOC or STAAR ASSESSMENT please follow the directions below:

1. Log in to Family Access: <https://skyward-wb.wylieisd.net/scripts/wsisa.dll/WService=wsEAplus/fwemnu01.w>
2. Select your 3rd-8th grade student from the student menu
3. Click on the "Test Scores" link from the menu on the left
4. Click on the "Show Scores" link to access your 6 character Unique Access Code
  - You will need to do this for each student as each student has their own unique access code
5. Once you have located your Unique Access Code, follow the directions below to access the STUDENT PORTAL: <https://txparentportal.emetric.net/login?returnUrl=/list>

Follow the steps below to log in to the Student Portal.

1. Enter the following URL into a web browser. This will take you to the login page:  
<http://txparentportal.emetric.net>


The screenshot shows a login form titled "Enter access code and student date of birth:". The form includes an "Access Code" text input field, and three dropdown menus for "Month", "Day", and "Year". A blue circular "Go" button is positioned to the right of the date fields. Below the input fields is a link that says "Where's my access code?". At the bottom of the form, there is explanatory text: "To log in and view your assessment results, enter your six-character Unique Access Code and the student's date of birth that appears on your most recent Confidential Student Report. The Unique Access Code will contain a combination of numbers and capital letters. The access code is case sensitive and must be entered exactly as it appears on the most recent Confidential Student Report. For more information about your assessment results or if you do not have your Unique Access Code, contact your school."

Callout boxes provide the following instructions:


- 2. Enter the student's unique access code.
- 3. Select the month, day, and year of the student's date of birth from the drop down menus.
- 4. Click the "Go" button to login.

**NOTE:** The date of birth used for logging in must match the date of birth on the CSR (located in the top right corner, under the student's name). If the date of birth is incorrect on the CSR, contact the student's campus.












6. The following information will appear. Click on individual test subjects (outlined in red below) to see specific results.


**Texas Assessment Data Portal**
Welcome, *student name*  
[Help](#) [Sign Out](#)

---


*Student name*
Testing History
Filters

---

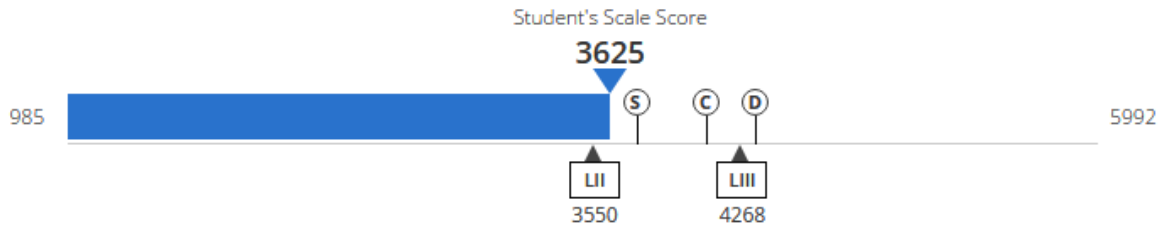
|   |                              |                                      |  |  |
|---|------------------------------|--------------------------------------|--|--|
|    | STAAR Grade 8 Social Studies | May 2016<br>Campus name and Number   | Scale Score: <i>xxxx</i><br>Level II: Satisfactory | <br>985 / 5992    |
|    | STAAR Grade 8 Mathematics    | May 2016<br>Campus name and Number   | Scale Score: <i>xxxx</i><br>Level II: Satisfactory | <br>1031 / 2196   |
|    | STAAR Grade 8 Science        | May 2016<br>Campus name and Number   | Scale Score: <i>xxxx</i><br>Level II: Satisfactory | <br>635 / 6256    |
|  | STAAR Grade 8 Reading        | May 2016<br>Campus name and Number   | Previously Achieved<br>Level II: Satisfactory      |  |
|  | STAAR Grade 8 Reading        | March 2016<br>Campus name and Number | Scale Score: <i>xxxx</i><br>Level II: Satisfactory | <br>954 / 2173  |
|  | STAAR Grade 8 Mathematics    | March 2016<br>Campus name and Number | Scale Score: <i>xxxx</i>                           | <br>1005 / 2236 |

7. The following screen will appear containing your child's Scale Score as well as other information.

**Student name** results for **May 2016**

 **STAAR Grade 8 Social Studies**

**Campus name and Number**






Comparison Scores:

State: 3762  
 District: 4336  
 Campus: 4099

Level II: Satisfactory

Level III: Advanced

Reporting Category Results

| Reporting Category                             | Items Correct/Tested  | %  |
|--|---|----|
| 1. History                                     | 13/20  | 65 |
| 2. Geography and Culture                       | 7/12   | 58 |
| 3. Government and Citizenship                  | 3/12   | 25 |
| 4. Economics, Science, Technology, and Society | 6/8    | 75 |
| <b>Total</b>                                   | 29/52  | 56 |